


AT&T – eSIM Activation

December 12, 2022

eSIM Activations

When User logs into WebPos they will need to begin by clicking the AT&T tile



Single Line Activation w/eSIM Compatible Device- Product selection

Step 1: User will click ACTIVATIONS under Product and then choose AT&T Prepaid Activation under Product Variation.

Transaction - Sale

Marketing & Resource Corner

AT&T Check Port Status

AT&T Device Compatibility Lookup

AT&T PIN Code Setup

AT&T PREPAID Marketing Tools

Process Transaction

Home

Previous Step

Next Step

Step 1. Select a product

Product:

Activations

Product Variation:

AT&T Prepaid Activation

AT&T Prepaid Port In

Step 2. Fill in required information

Step 3. Complete transaction

Step 2: Next step will be to enter IMEI Number and Zip Code for device to be activated and click CONTINUE

epay

Sale

Transactions

Reports

Marketplace

Resources

Balance

\$ 4,094.00

User

venusatt

Transaction - Sale

Marketing & Resource Corner

AT&T Check Port Status

AT&T Device Compatibility Lookup

AT&T PIN Code Setup

AT&T PREPAID Marketing Tools

Process Transaction

Home

Previous Step

Next Step

Step 1. Select a product

Step 2. Fill in required information

IMEI Number *

356831111874309

Zip Code *

28734

Continue

Step 3. Complete transaction

Selected Product

AT&T prepaid

AT&T Prepaid Activations

AT&T Prepaid Activation

\$0.00

Single Line Activation w/eSIM Compatible Device – Customer Info

Step 2 Cont'd: Next screen will require User to enter Customer address, Contact Number, Email address and will bring back the Price Plan options available. After customer makes their choice, the User will click CONTINUE.

The screenshot displays the ePay interface for single line activation. The top navigation bar includes 'Sale', 'Transactions', 'Reports', 'Marketplace', and 'Resources'. The user's balance is \$4,094.00, and the user is 'venusatt'. The left sidebar shows a list of tools: 'AT&T Check Port Status', 'AT&T Device Compatibility Lookup', 'AT&T PIN Code Setup', and 'AT&T PREPAID Marketing Tools'. The 'Selected Product' section shows the 'AT&T Prepaid Activations' and 'AT&T Prepaid Activation' for \$0.00. The main form is titled 'Step 2. Fill in required information' and contains the following fields:

- IMEI Number *: 356831111874309
- Zip Code *: 28734
- Customer First Name *: Brian
- Customer Last Name *: Smith
- Address Line 1 *: 64 W PALMER ST
- Customer City *: Franklin
- Customer State *: North Carolina
- Contact Number *: 8281213333
- Email Address *: brian@gmail.com
- Area Code *: 828

At the bottom of the form, there is a link to 'Update Form' and a 'Continue' button. The footer of the page includes the terminal ID: 611197 - Venus Wireless - 4787 Salem Avenue - Dayton - OH - 45416, powered by ePay (epayworldwide.com) A Euronet Worldwide Company, and a help icon.

Single Line Activation w/eSIM – Complete Transaction

Step 3: User will be required to review sale details and disclaimer with the customer and click COMPLETE TRANSACTION

epay


Sale Transactions Reports Marketplace Resources

Balance \$ 4,094.00 User venusatt

Marketing & Resource Corner

[AT&T Check Port Status](#)
[AT&T Device Compatibility Lookup](#)
[AT&T PIN Code Setup](#)
[AT&T PREPAID Marketing Tools](#)

Selected Product



Process Transaction

[Home](#) [Previous Step](#) [Next Step](#)

Step 1. Select a product

Step 2. Fill in required information

Step 3. Complete transaction

Please confirm the information is correct before completing:

Sale Details:

- Value: \$50.00
- Product specific data:
 - IMEI Number: 356831111874309
 - Zip Code: 28734
 - Customer First Name: Brian
 - Customer Last Name: Smith
 - Address Line 1: 64 W PALMER ST
 - Customer City: Franklin
 - Customer State: North Carolina
 - Contact Number: 8281213333
 - Email Address: brian@gmail.com
 - Area Code: 828
 - Price Plan: AT&T \$50 Unlimited

Product Policies:

Customer must agree to the following

- This product is NON-REFUNDABLE.
- You may be able to lower the monthly cost of your wireless service if you are eligible for the federal government's Affordable Connectivity Program. [att.com/help/affordable-connectivity-program](#) for details
- ATT PREPAID service is subject to the ATT Consumer Service Agreement (Agreement) located at [att.com/ConsumerServiceAgreement](#). Activation and/or use of ATT PREPAID service constitutes acceptance of the Agreement, which includes dispute resolution by binding arbitration. ATT PREPAID cards and other account payments are nontransferable and nonrefundable. See [att.com/broadbandinfo](#) for information on ATT network management practices. Plans, charges, rates, coverage area, and services are subject to change at any time. Service is not available in all areas. Geographic, usage, and other terms, conditions, and restr's apply. For more information, go to [att.com/prepaid](#).
- For CA customers only - California Consumer Privacy Act: As a California customer you can request a report on the personal information AT&T has, ask us not to sell the information, ask us to delete it and find out about the categories of info we collect at [att.com/californiaprivacy](#) or by calling 866.385.3193.

☒ By checking this box, I acknowledge that I have read the above terms to the customer, and the customer agrees to these terms.

Complete transaction

Cancel

Terminal Id: 611197 - Venus Wireless - 4787 Salem Avenue - Dayton - OH - 45416

Powered by epay ([epayworldwide.com](#)) A Euronet Worldwide Company

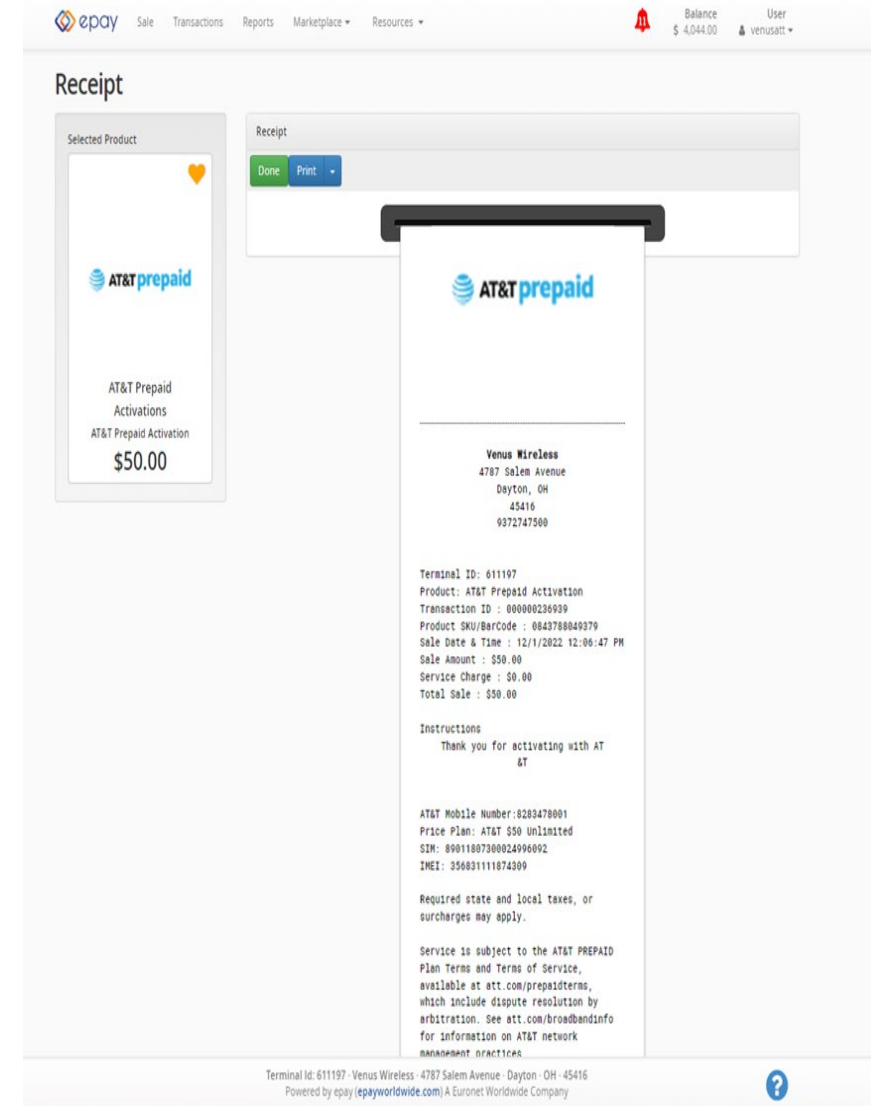
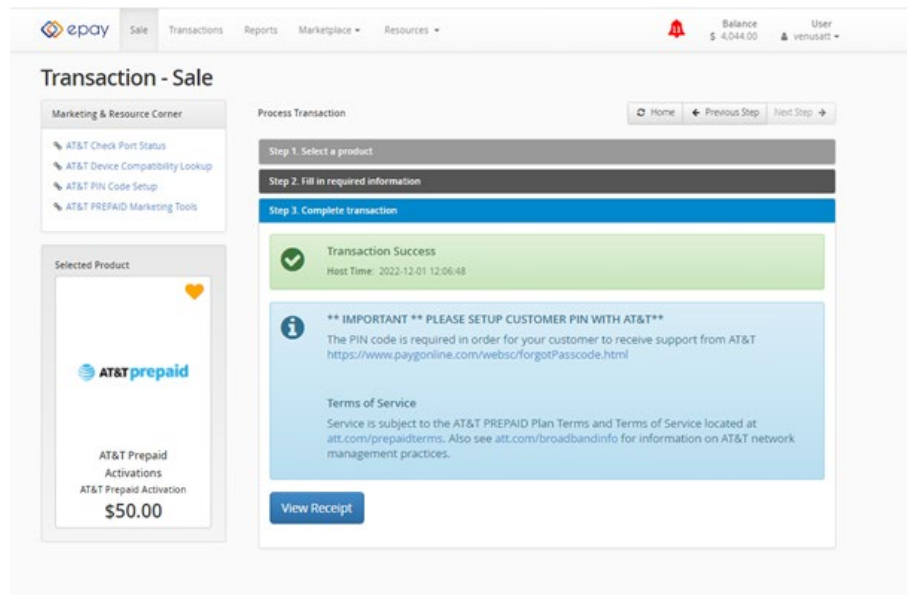
?

NOTE: *If the device being activated is eSIM compatible, an automatic push notification from Apple will be sent to the mobile device to finalize activation of the eSIM.*

Single Line Activation w/eSIM –Transaction Success/Receipt

Below is a sample of the transaction success message that will appear once the sale is complete. User will have the option to view the receipt and then print or click Done.

NOTE: If the product is eSIM compatible, an automatic push notification from Apple will be sent to the mobile device to finalize activation of the eSIM.



AT&T eSIM Return

Step 1:

Select ATT prepaid
Select Account Modifications
Select eSim return

Step 2: User will be prompted to enter IMEI number for the eSIM return and click CONTINUE.

Process Transaction [Home](#) [Previous Step](#) [Next Step](#)

Step 1. Select a product

Product:

Account Modifications

Product Variation:

eSim Return

Plan Changes

Step 2. Fill in required information

Step 3. Complete transaction

Marketing & Resource Corner

- AT&T Check Port Status
- AT&T Device Compatibility Lookup
- AT&T PIN Code Setup
- AT&T PREPAID Marketing Tools

Selected Product

AT&T prepaid

AT&T Prepaid
Account Modifications
eSim Return
\$0.00

Process Transaction [Home](#) [Previous Step](#) [Next Step](#)

Step 1. Select a product

Step 2. Fill in required information

IMEI Number

356831111874309

Continue

Step 3. Complete transaction


AT&T eSIM Return – Sales Details/Transaction Complete

Step 3: Sales details will be shown on the next screen for the eSIM return and User will review with the Customer and click COMPLETE TRANSACTION. Next screen will show Transaction Success message and allow User to View Receipt. User will have option to also print the receipt or click DONE.

Marketing & Resource Corner

- AT&T Check Port Status
- AT&T Device Compatibility Lookup
- AT&T PIN Code Setup
- AT&T PREPAID Marketing Tools

Selected Product


AT&T Prepaid
Account Modifications
eSim Return
\$0.00

Process Transaction

Home Previous Step Next Step

Step 1. Select a product

Step 2. Fill in required information

Step 3. Complete transaction

Please confirm the information is correct before completing:

Sale Details:

- Value: \$0.00
- Product specific data:
 - IMEI Number: 356831111874309

Product Policies:

Customer must agree to the following

- This product is NON-REFUNDABLE.
- You may be able to lower the monthly cost of your wireless service if you are eligible for the federal government's Affordable Connectivity Program. att.com/help/affordable-connectivity-program for details
- ATT PREPAID service is subject to the ATT Consumer Service Agreement (Agreement) located at att.com/ConsumerServiceAgreement. Activation and/or use of ATT PREPAID service constitutes acceptance of the Agreement, which includes dispute resolution by binding arbitration. ATT PREPAID cards and other account payments are nontransferable and nonrefundable. See att.com/broadbandinfo for information on ATT network management practices. Plans, charges, rates, coverage area, and services are subject to change at any time. Service is not available in all areas. Geographic, usage, and other terms, conditions, and restr's apply. For more information, go to att.com/prepaid.
- For CA customers only - California Consumer Privacy Act: As a California customer you can request a report on the personal information AT&T has, ask us not to sell the information, ask us to delete it and find out about the categories of info we collect at att.com/californiaprivacy or by calling 866.385.3193.

Complete transaction Cancel

Process Transaction

Home Previous Step Next Step

Step 1. Select a product

Step 2. Fill in required information


Step 3. Complete transaction

Transaction Success

Host Time: 2022-12-06 14:07:26


View Receipt

Selected Product


AT&T Prepaid
Account Modifications
eSim Return
\$0.00

Receipt

Done Print


PM Testing - Design - WebPOS 1
4601 College Boulevard
Suite 300
Leawood, KS
66211
9133274216

Terminal ID: 456124
Product: eSim Return
Transaction ID : 000000238985
Product SKU/BarCode : 0843788056292
Sale Date & Time : 12/6/2022 2:07:25 PM
Sale Amount : \$0.00
Service Charge : \$0.00
Total Sale : \$0.00

Instructions